

Destination Imagination Tournament Event Guide

Missouri Regional Showcase 2025

About the Event

Missouri Regional Showcase

When: March 8, 2025

Where: West Platte Elementary School, [📍 1025 Washington St , Weston, MO 64098](#)



West Platte Elementary School - Main Entrance #1



Enter through Door 1, 12 or 13.

The exterior of a one-story brick school showing the main entrance, door #1.

Table of Contents

About the Event	1
Table of Contents	2
What is This Resource?	3
What to Expect at This Event	3
Navigating the Venue	3
Team Challenges	4
Instant Challenges	6
Spectators	7
Awards Celebration	8
Other Tournament Events	9
Photos and Videos	9
What to Wear	9
Scent Free Policy	10
Inclement Weather	11
Emergency Procedures	11
Accessibility Information	12
Accommodation Requests	12
Language	12
Immunity Precautions	13
Mobility Information	13
When You Arrive	14
Restroom Information	15
Food/Drink	15
Quiet Room/Regulation Room	16
Lactation Room	17
Thank You!	17

What is This Resource?

An event guide (sometimes called an access guide, building guide, accessibility guide, or visiting guide) is a resource that highlights details of an upcoming event through photos, descriptions, and other helpful information. This resource is intended to help you plan your tournament day! Tournament questions can be directed to Wendy Wachs Denton at rd@mocadi.org.

What to Expect at This Event

Navigating the Venue

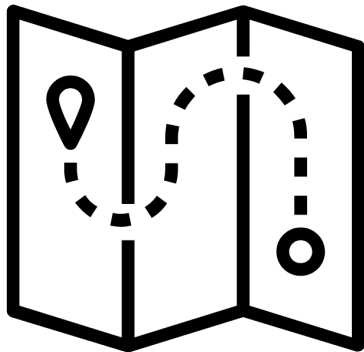



Image description: A black and white pictogram of a map.

Tournament maps are provided at check-in. During the tournament, additional assistance will be available at check-in.

Photos and descriptions are found later in this resource.

It is normal for spaces to change, especially when they are used by many people! When you arrive, you may notice that there are different things hung on the walls, different furniture arrangements, or even bigger changes. You may notice smells that you didn't expect, or lights that are brighter or darker than our photos. We know that DI participants can use their creativity to adapt to these changes.



Information is available at a general information table inside the elementary school and at challenge check-in tables.

Team Challenges



Image description: A black and white pictogram of a team in a huddle formation.

Throughout the event, Destination Imagination (DI) teams will be presenting their work on a **Team Challenge**. The Team Challenge falls in one of seven categories: Technical, Scientific, Fine Arts, Improvisational, Engineering, Service Learning, or Early Learning. You can learn more about this year's Team Challenges [on the DI website](#). Each Team Challenge has its own Presentation Site, or rooms specific to the Challenge. The size, seating options, and acoustics will vary greatly by Presentation Site.

Each team has an assigned **Presentation** time for Team Challenge. The tournament schedule can be found around the building on sheets of paper with Tournament Schedule and a QR Code that will take you to the tournament schedule. Teams should arrive at the Presentation Site at least 20 minutes prior to the assigned time in order to begin the check in process in the Prep Area. Teams participating in the Engineering Challenge may require extra time to check in parts of their solutions. In the Prep Area, the team will work with the Prep Area Appraiser to check in all of the props, costumes, and anything else that will be used in the team's Presentation. Only the team members and the Team Manager (their adult mentor) are allowed in the Prep Area. The **Presentation** is when the team members present how they solved their Team Challenge in front of an audience and a team of Appraisers (scoring officials).

A team's Presentation lasts eight minutes or less. The content of team Presentations will vary greatly, but it is likely you will see stories, scenery, costumes, and technical elements created by the team members. It is common for a team's Presentation to include lights, possibly including strobe lights and/or flashing lights. Team Presentations do often include loud noises or music. However, most Presentation sites do NOT have sound systems, so it may be hard to hear the team. Audience members are welcome to laugh or applaud as they see fit.

When the team members are done with their Presentation, the Appraisers will ask them a few questions before they leave. Audience members can remain in the Presentation Site during these questions. After speaking with the Appraisers, the team will take its Presentation materials out of the Presentation Site. At this time, parents and team supporters may help the team remove materials from the Presentation Site.



West Platte Elementary Library



West Platte Elementary Gym



West Platte Elementary Music Room

Instant Challenges




Image Description: The Instant Challenge logo for the 2024-25 season; in hand drawn art, a light blue unicorn drives a go-cart on a sunny day.

An **Instant Challenge** (IC) is a smaller Challenge that is a surprise to the team on the day of the tournament. An Instant Challenge may involve a task, a performance, or a combination of both. Instant Challenges usually last ten minutes or less.

Teams are given a specific time to present their Instant Challenge. The team, the Team Manager, and the Appraisers are the only people allowed into the Instant Challenge areas.

When a team has completed the Instant Challenge, the team members may be directed to a **Cool Down** room to discuss the experience with one another. Since many teams will utilize the same Instant Challenge at this event, teams **must not** discuss details of the Instant Challenge outside of the Cool Down room until after the Destination Imagination season has ended in May.



Instant Challenges will take place in an elementary school classroom

Spectators




Image description: A black and white pictogram of people seated in an audience.

Spectators, such as friends and family members, are welcome to attend this tournament. Spectators are welcome to attend any Team Challenge presentation. Please find the doors marked “Audience Entrance” at each Challenge Presentation Site.

Please note: At many Presentation Sites, doors will be closed whenever a team is presenting, so spectators may be asked to wait to enter the Presentation Site.

Spectators will **not** be allowed to attend any Instant Challenge presentations.

Awards Celebration



Image description: A black and white pictogram of a medal with a star in its center.

The Awards Celebration will take place on March 8th at approximately 4:00 p.m. in the West Platte Elementary Gym. All teams and spectators are welcome to attend. Teams and Team Managers should sit in the bleachers and spectators should sit in the bleachers.

The following special awards may be presented: DaVinci Awards, Renaissance Awards, Spirit of DI Awards.

Place awards will be given for each Team Challenge, based on their Competition Level:

- Elementary Level (EL): Grades K-5
- Middle Level (ML): Grades 6-8
- Secondary Level (SL): Grades 9-12
- University Level (UL): College/University Students

Please note: Early Learning/Rising Stars teams (PreK-2nd grade) are in a noncompetitive division, and are not eligible for Challenge-based awards.

The Awards Celebration is usually a high-energy event with lots of crowds and noise. Audience members are welcome to clap and cheer, and use ear defenders or ear plugs if the noise gets too loud for them.

Other Tournament Events

During the tournament, teams and spectators may also watch Team Challenge performances.

Photos and Videos



Image description: Three black and white pictograms of a camera, cell phone camera, and a video camera.

Photos/videos of a team's Presentation may only be taken if the team has given permission. This information will be announced before the team begins its

Presentation.

What to Wear




Image description: Three black and white pictograms of a t-shirt, a jester's hat, and a tennis shoe.

All tournament participants and spectators are welcome to wear comfortable, weather appropriate clothing. Our volunteers often wear vibrant, colorful clothing and hats to celebrate the event. It is also highly likely that you will see team members in costume for their Presentations.

If you are a person who prefers using protective equipment such as ear defenders, ear plugs, etc., it will be helpful for you to bring them with you to the event.



Scent Free Policy



Image description: A black and white pictogram of a perfume bottle that has been crossed out.

Out of respect to those with sensitivity to scent, please avoid wearing perfumes or colognes.

Inclement Weather



Image description: A black and white pictogram of storm clouds with lightning, rain, and wind.

If inclement weather will have any impact on the tournament schedule, teams will be notified via email to TMs, posted on Facebook, and put on www.mocadi.org website

If necessary, tornado shelters can be found in the following locations: the Elementary Gym is a FEMA shelter.

Emergency Procedures



Image description: black and white pictograms of an alarm light, first aid kit, and an alert sign with an exclamation point.

The fire alarms in the building have flashing lights and loud repetitive sirens. If the need for an evacuation arises, please follow posted exit signage to safety.

Fire extinguishers are located in the following locations: marked areas in the hallways.

First aid kits are available in each Presentation Sites appraiser box.

If a medical emergency should occur, we will immediately call 911. Please notify the nearest tournament volunteer for assistance.

Accessibility Information

Destination Imagination is committed to being as inclusive and accessible as possible. If there are questions that extend beyond the information provided in this guide, please contact Wendy Wachs-Denton at wwachs@cjr1.org. We are eager to meet your needs!

If accessibility needs arise on site, the day-of point of contact is Wendy Wachs-Denton at wwachs@cjr1.org.

Accommodation Requests

If one or more of your team members needs accommodation during their Team Challenge or Instant Challenge, [please fill out this form](#) as soon as possible. Destination Imagination is committed to providing accommodations for all participants. Our Educational Experience Team will review your request and provide a response within 3-5 business days.

Tournament Accommodation Request Form

Language



Image description: A black and white pictogram of two figures having a conversation. A speech bubble above them reads "...".

The Awards Celebration will be presented in English. Most Team Presentations will be shared in English. Signage throughout the event will be available in English.

If a team or team member wants/needs to present in a different language or would otherwise benefit from having a language interpreter present, please contact Wendy Wachs-Denton at wwachs@cjr1.org soon as possible.

If a team member or spectator needs a sign language interpreter or another type of assistive communication technology (including but not limited to: amplification devices, picture/letter boards, audio description), please contact Wendy Wachs-Denton at wwachs@cjr1.org as soon as possible.

Immunity Precautions



Image description: A black and white pictogram of a protective face covering.

Our event will adhere to local health and safety restrictions. At this time, masking and vaccinations are optional.

To be respectful of those with compromised immune systems, please do not attend this event if you are experiencing an airborne or contagious illness.

Mobility Information

There are six accessible parking spaces available at this event. They are located at the Elementary School Parking Lot. From the accessible parking, the best entrance is Door #1 which is approximately 30 feet from the parking area.



Elevators are available in the following locations: N/A.

The following event spaces are on upper floors: None.

The following event spaces have alternate access for visitors utilizing wheelchairs, walkers, or other mobility aids: a chair lift is available to aid in navigating to the cafeteria, music room, and library.

Presentation Sites are located throughout the venue. We recommend bringing your mobility device with you to help manage the distances between sites.

When You Arrive



Image description: A black and white pictogram of a figure walking through an open door.

Entrances to the tournament can be found doors marked 1, 12, and 13.

Upon arrival, Team Managers should check in at **[Location]**.

Teams arriving with props should use one of the following entrances: door 12 or 13. Teams must not block any parking spaces or points of entry while loading, unloading, or moving their props.



Door 12 - elementary school



Door 13 - elementary gym

Restroom Information



Image description: A black and white pictogram of a toilet with a grab bar. Above it, the symbol for accessibility is displayed on the wall.

Restrooms divided by gender can be found in the following locations:
Elementary Hallway.

All-gender restrooms can be found in the following locations:
Elementary Hallway

All bathrooms have accessible stalls. Restrooms with changing tables are available upon request.

Menstrual products are not available in elementary school bathrooms.

Food/Drink



Image description: Black and white pictograms of food and drink such as an apple, water bottle, and milk carton.

Food and drinks will be available during the tournament in the Elementary Cafeteria. The cost of these items ranges from \$1-\$4.

Teams and spectators are welcome to bring their own food and drinks. We ask that you enjoy your food and drinks in the elementary cafeteria. Anyone seeking an allergen-free space may inquire about the location at the information table.



Elementary Cafeteria

Quiet Room/Regulation Room



Image description: A black and white pictogram showing a face in profile. One finger is raised toward the lips to make the “Shhh” gesture.

A Quiet Room/Regulation Room is available upon request. Contact [Wendy Wachs Denton](#) to learn more. This space is reserved for attendees who may need a quiet space for tasks like taking medication, prayer, addressing sensory needs, or just a moment away from the busy tournament!

While using the Quiet Room/Regulation Room, please use a quiet voice and silence all devices, except Augmentative and Alternative Communication (AAC) devices. Attendees under the age of 18 should be accompanied by an adult.

Lactation Room



Image description: A black and white pictogram of a parent holding an infant alongside a bottle.

A private space exclusively for nursing parents can be available upon request. Contact [Wendy Wachs Denton](#) to learn more.

Thank You!

Thank you for attending our tournament! We are looking forward to an event fueled by creativity, collaboration, and camaraderie. Throughout your experience, if you need to ask questions, offer feedback, or request accommodations, you are welcome to contact us at Wendy Wachs-Denton at wwachs@cjr1.org.



Disclaimer: We offer this resource as an accommodation to help people know what to expect and to prepare for this tournament. The organizers of this event are not the stewards of the building, meaning we cannot guarantee nor are we responsible for meeting ADA standards. Even so, we do our best to advocate, accommodate, and choose sites that are as accessible as possible!